

盤内側面取付形

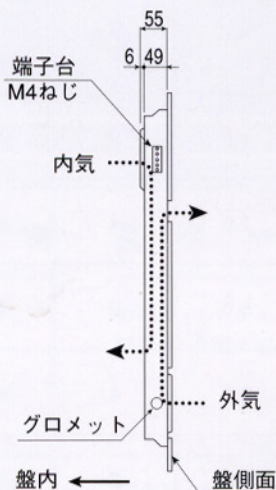
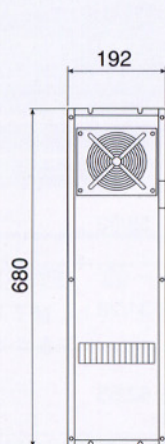
形 式

CF5-1043B1
CF5-1043B2

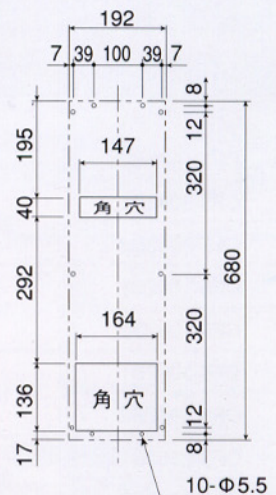
冷 却 能 力

(50/60Hz)
8.5/11 (W/K)

● 外形図



● 取付穴寸法図



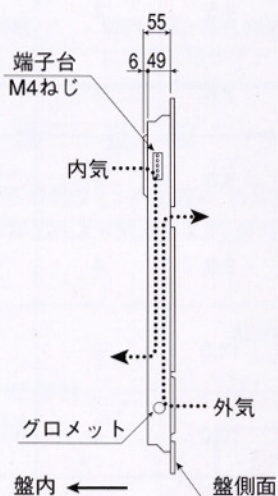
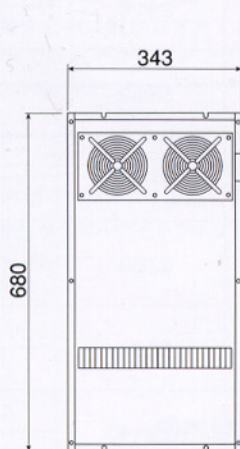
形 式

CF5-3043B1
CF5-3043B2

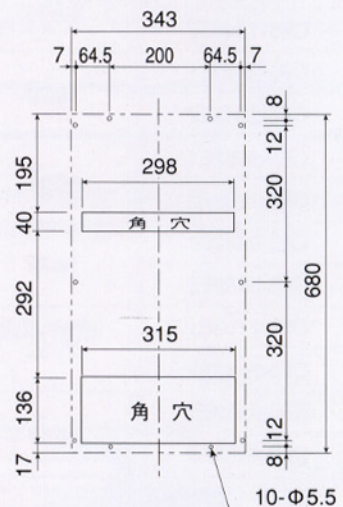
冷 却 能 力

(50/60Hz)
16/20 (W/K)

● 外形図



● 取付穴寸法図



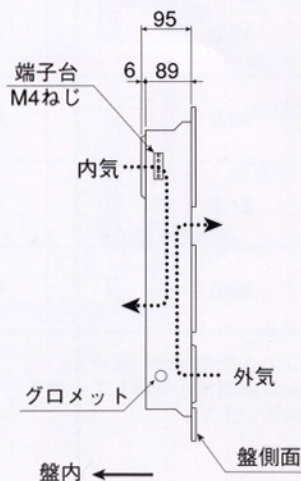
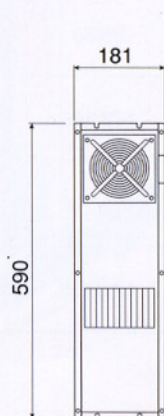
形 式

CF5-1082B1
CF5-1082B2

冷 却 能 力

(50/60Hz)
12/15 (W/K)

● 外形図



● 取付穴寸法図

